








60 mins	spring 2	yr 4 Mrs Fincham	Mrs Smith Miss True		monsters and paintings World Book Day and Easter
Week	Objective(s)	Language (core content)	Resource(s)	ICU	Follow up SPaG
1	1 To read and act on comments from last lesson and create own picture and description	Creating own picture & description Use language from lessons 1,2,3 shapes see last half term's sessions	<u>Lesson 17</u>	Joan Miró- Spanish artist	 literacy, maths and art stick picture on the wall in class
2	1. Read comments from last session and improve pictures for display. 2 revision of prepositions and learn more prepositions of place 3 To listen to a story in Spanish showing understanding	World Book Day Prepositions of place - encima de (on top of) debajo de (underneath)	lesson 15 Where's Wally book- ¿Dónde está Wally? Youtube clip- porque es importante leer Asqueroso Monstruo Verde - story book	posters about reading around school in Spanish	 literacy and art Create a poster of Wally in different places around a room/zoo- whatever the students decide.

	by doing the actions and answering simple questions				
3	1 To learn the nouns for parts of the face	Parts of the face (un ojo) / los ojos (eyes), el pelo (hair), (el diente)/los dientes (teeth), la cabeza (head), la cara (face), la nariz (nose), la boca (mouth), la oreja / las orejas (ears), + adjectives above	Lesson 18 Lesson 18a		 literacy, wb 24
4	1 To combine adjectives and nouns to describe faces 2 To use the language to describe faces	Parts of the face & adjectives Language as above Describing Picasso faces Language as above	Lesson 19 Lesson 20	Picasso portraits	 literacy and art 3D Picasso activity wb 25
5	1 To learn the nouns for parts of the body	Parts of the body la mano (hand), la	Lesson 21 Lesson 22		 literacy, music, performance skills and art

	<p>2. To join in with a song about the body and do the actions</p> <p>2 To design and describe a monster picture</p>	<p>pierna (leg), la garganta (throat), la espalda (back), la rodilla (knee), el estómago (stomach), el brazo (arm), el pie (foot)</p> <p>Baila con el cuerpo- dance with the body. Muevelo así- Move it like this</p> <p>Designing & describing monster pictures Use language as above</p>	<p>Basho and friends- Baila con el cuerpo</p>		<p>Baila song Partes del cuerpo song</p> <p>wb 26 ,27, 28, 29</p> <p>wb 30</p>
<p>6</p>	<p>1 to practise and embed the language learnt this half term</p> <p>2. to give a short presentation on ' My Monster' in Spanish. Some will be able to answer</p>	<p>see the vocabulary above</p>	<p>recording device</p>		<p> literacy and performance skills</p> <p>Watch some of the recorded presentations.</p> <p>Play the Guess Who monster game.</p>

	<p>questions on it</p> <p>3. To find out how children celebrate Easter in Spain</p>			<p> RE-Easter sometimes known as Pascha(Latin)- Pascua in Spanish. Christianity as a world faith</p>
--	---	--	--	---