







60 mins	yr3	spring 2	Miss Horne	Mrs Fancourt	Brown Bear and other stories
Week	Objective(s)	Language (core content)	Resources	ICU	Follow up and SPaG
1	1 To describe animals with colours	Listening / Reading - describing pictures	Colour songs Lesson 19	salsa dance The colour adjectives go after the noun in Spanish and the endings of both words must agree.	 music, performance skills and literacy Booklet making activity
2	1. To complete a Brown Bear minibook 2. The position of colour adjectives in a Spanish sentence 3. the agreement of noun and adjectival	World book Day Oso Pardo, ¿Qué ves? = Brown Bear, What do you see? Veo = I see un/a = a animals and colours from previous lessons Vamos a Cazar un Oso = We're Going on a Bear Hunt ¡Qué día más	minibooks from last lesson We're Going on a Bear Hunt book	 performance skills, literacy and maths read and record some of the booklets watch some of	

	<p>endings</p> <p>4. To do the activities and actions for 'We're Going on a Bear Hunt.'</p>	<p>bonito!= What a beautiful day! grande= big No tenemos miedo= We're not scared Es un...=It's a ... hierba= grass una cueva= a cave barro= mud un bosque= a forest un río= a river la puerta= the door, la cama= the bed subimos por las escaleras= Let's go up the stairs bajamos= we go down</p> <p>numbers uno, dos, tres, cuatro, cinco, seis, siete, ocho, nueve, diez</p>			the recordings
3	<p>1 To join in with a song</p> <p>2. To copy words correct or write from memory</p>	<p>Old MacDonald la granja- farm tiene- it has</p>	Lesson 20		 literacy and music
4	<p>1 To describe animals and add a verb to describe the noise they make</p> <p>2 To develop the ability to listen</p>	<p>Listening / Reading - describing pictures</p> <p>Oso Polar</p> <p>additional stories / songs</p>	<p>Lesson 21c</p> <p>Lesson 21a</p> <p>Lesson 21b</p>		 literacy Booklet making activity

	attentively to passages with a mixture of familiar and unfamiliar language	Dear Zoo Blue Hat			
5	1 To develop the ability to listen attentively to passages with a mixture of familiar and unfamiliar language	Spot the Dog story creation	<u>Lesson 22C</u> photocopies slides 5(differentiated) and 6 - one per student		 literacy
6	1. to revisit and embed what was learned about Carnival(Carnaval), the Burial of the Sardine(el Entierro de la Sardina), Ash Wednesday (Miércoles de Ceniza) and Lent(Cuaresma) last half term 2. To find out how Spanish children celebrate Easter 3. to copy words exactly(Easter	Semana Santa = Holy/Easter Week el Ramo de Pascua- the palm from Palm Sunday Domingo de Ram la Mona de Pascua- the Easter cake given to the Godchild by the Godparents el huevo= the egg el pollito= the chick la Misa= the mass Querido/a/os/as= dear	card/paper, colours, glue, scissors a palm leaf/ strip of sugar paper ppt- Easter	Discuss the clothes people wear in the Easter processions. Semana Santa in the south of Spain	 RE-Easter sometimes known as Pascha(Latin)- Pascua in Spanish. Christianity as a world faith Make an Easter card to give to someone using the images / words from today's lesson.

	cards)	<p>¡Felices Pascuas!= Happy Easter</p> <p>un abrazo= a hug besos= kisses con cariño= with love</p>			<p>Play the 'around the room' game to consolidate the vocabulary.</p>
--	--------	--	--	--	---