

What is Maths-Whizz?

Maths-Whizz is the virtual online tutor proven to increase progress in maths.

It supports your child's learning with engaging, interactive maths lessons tailored to their unique learning needs.



Research demonstrates that students who meet our recommended guidelines increase their Maths Age by 18 months in their first year.*

That's a six-month acceleration in maths progress.

*Research by Whizz Education — conducted with over 12,000 students and verified by independent experts — found that students who used Maths-Whizz for 45-60 minutes a week increased their Maths Age, on average, by 18 months in the first year of use.

How does it work?

The Maths-Whizz Tutor guides your child through a unique learning journey, constantly adapting to their needs.

After an initial assessment in school, the Tutor calculates a **learning profile** for your child, and then provides the right lesson at the right time.

Each lesson uses clear visual explanations, interactive exercises and a quick test to reinforce understanding. Maths-Whizz will also provide different levels of help and support, if and when your child needs them.

There are three major areas within Maths-Whizz:

TUTOR

Tutor mode is where your child will learn new material and make progress through the curriculum.

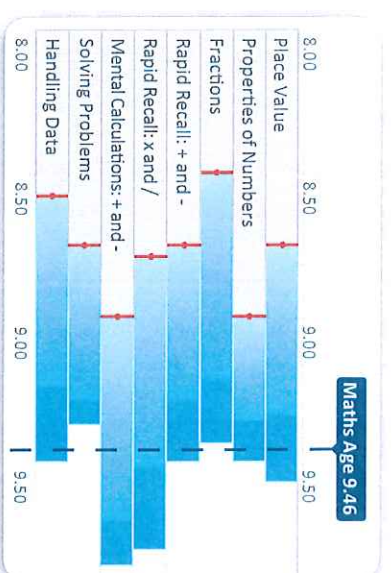
REPLAY

Replay mode is a great way to revise, giving your child access to every lesson they have already successfully completed within the Tutor.

TOPIC BANK

Topic Bank is perfect for building confidence, with a collection of easier lessons to practice with.

What is Maths Age?



Maths-Whizz uses Maths Age. This useful measure is designed to show how your child's maths ability grows over time, supporting the assessment measures used in school.

How often does my child need to use Maths-Whizz?

To get the best results, we recommend that your child uses Maths-Whizz for 45-60 minutes per week, in sessions of up to 20 minutes at a time.

This includes the time they spend on it in school. **Your child's teacher will inform you** of exactly how much they should use Maths-Whizz at home.

Your child is required to spend their 45-60 minutes accessing Maths-Whizz in **Tutor mode**: Replay and Topic Bank modes are for extra revision and confidence-building.

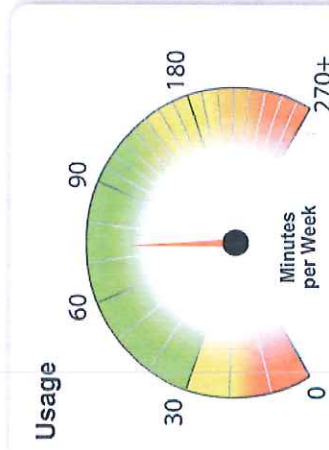
How do I monitor my child's progress?

To conveniently monitor progress:

1. Access your child's Maths-Whizz account
2. Go to the 'Console'
3. Click on the 'Parents' button

For a **monthly summary** of your child's progress, sign up for free parent emails.

For **detailed live reports** on your child's learning, register for a Parent Dashboard. You can then access your Dashboard via www.whizz.com with your email address and password.



Ave. Minutes Per Week

Tutor Mode: **56 mins**
Replay: **18 mins**
Total: **74 mins**

Weekly Usage Cap in Tutor Mode

- 90 Minutes 120 Minutes Unlimited

How do I support my child with Maths-Whizz?

The Maths-Whizz Tutor adapts to each answer your child gives and provides them with help and support when they need it, so they should access Maths-Whizz independently.

However, we recommend that you **supervise your child** to make sure they learn in Tutor mode.

You may find it useful to **schedule regular times** for Maths-Whizz – two or three 20 minute sessions a week often work well.

How does my child access Maths-Whizz at home?

Your child's school will provide them with their own log-in details for Maths-Whizz.

For **laptops and computers**, Maths-Whizz can be accessed with any internet browser.

Just go to www.whizz.com and enter your child's username and password at the top of the page.


For **iPads and tablets**, Maths-Whizz is accessed through the free Puffin Academy app. For more information, simply go to www.whizz.com/help.



Maths-Whizz[®]

by **whizz** EDUCATION

Supporting Your Child



Contact our Customer Success Team
customer.success@whizz.com
0203 328 6564

Like us on Facebook for maths tips

 @MathsWhizzTutor

Follow us on Twitter for inspiration

 @MathsWhizzTutor

www.whizz.com

